


Northern Kentucky April Advertised Job Postings



Northern Kentucky
Unique Employers Served

725

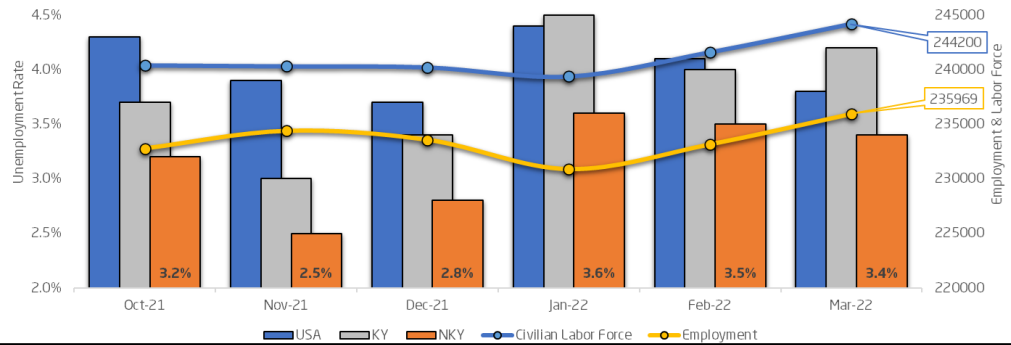
Northern Kentucky Labor Market Information



Labor Force


Participation Rate

NKY 67.8%
KY 58.4%
US 62.4%



Civilian Labor Force is the sum of the civilian, non-institutionalized population ages 16+ (source: American Community Survey S2301 EMPLOYMENT STATUS) Point in Time: March 2022

Employer Outreach (programs and activities)



Employer Hiring Events & Job Fairs: 399 / 518*

Employer Tours (onsite and virtual): 15 / 7*

Participating Employers: 135 / 214*

Rapid Response Assistance: 1 / 8*

Basic Career Services (in person, on site services available to all customers) : 11,181 9,069*

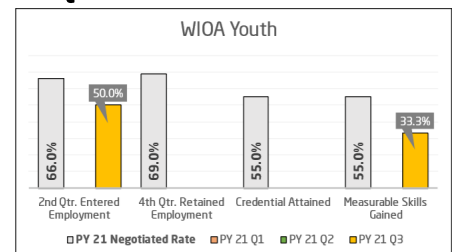
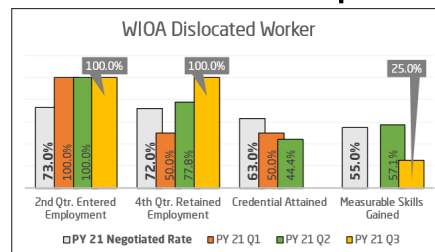
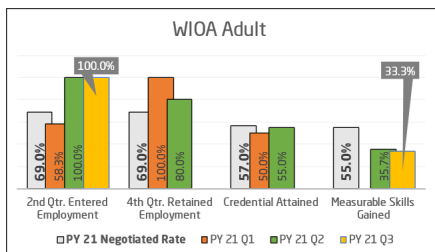
WIOA Individualized Career Services (eligibility / enrollment required) : 152 308*

WIOA Career Training Services (eligibility / enrollment required) : 62 75*

WIOA Youth Paid Work Experience / Internships : 14 17*

Advanced Manufacturing Healthcare IT, Business and Finance General

Preliminary Outcomes of WIOA Participants - FY22 - Qtr. 3



Applicant Interviews

Job Placements

Customer Satisfaction

2,492 2,146*

700 901*

Job Seeker 94% Employer 93%