

Northern Kentucky March Advertised Job Postings



**Northern Kentucky
Unique Employers Served**

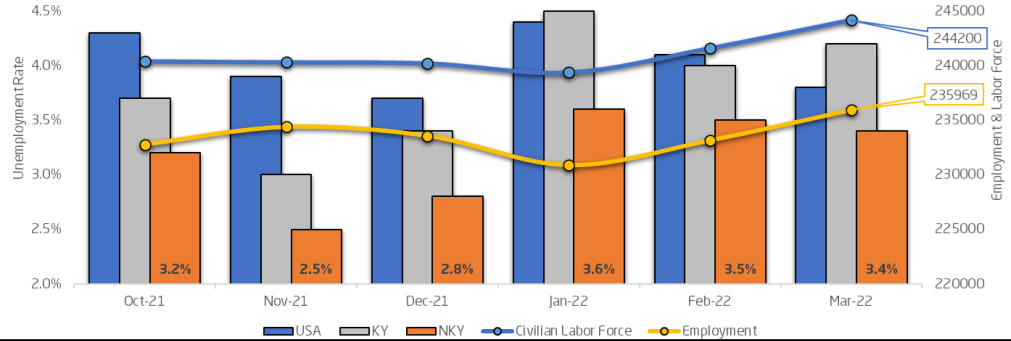
650

Northern Kentucky Labor Market Information




**Labor Force
Participation Rate**

NKY 67.8%
KY 58.4%
US 62.4%



Civilian Labor Force is the sum of the civilian, non-institutionalized population ages 16+ (source: American Community Survey S2301 EMPLOYMENT STATUS) Point in Time: March 2022

Employer Outreach (programs and activities)



Employer Hiring Events & Job Fairs: 355 / 518*

Employer Tours (onsite and virtual): 10 / 7*

Participating Employers: 122 / 214*

Rapid Response Assistance: 1 / 8*

Basic Career Services (in person, on site services available to all customers) : 10,603 9,069*

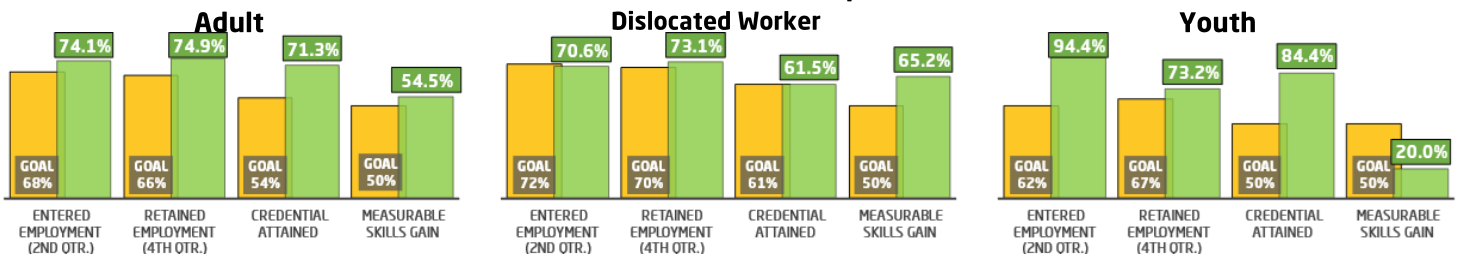
WIOA Individualized Career Services (eligibility / enrollment required) : 150 308*

WIOA Career Training Services (eligibility / enrollment required) : 61 75*

WIOA Youth Paid Work Experience / Internships : 14 17*

Advanced Manufacturing Healthcare IT, Business and Finance General

Annual Outcomes of WIOA Participants - FY21



Applicant Interviews

Job Placements

Customer Satisfaction

2,225 2,146*

558 901*

Job Seeker 94% Employer 93%