

**Northern Kentucky Advertised Job Postings**



Northern Kentucky  
Unique Employers Served

**413**

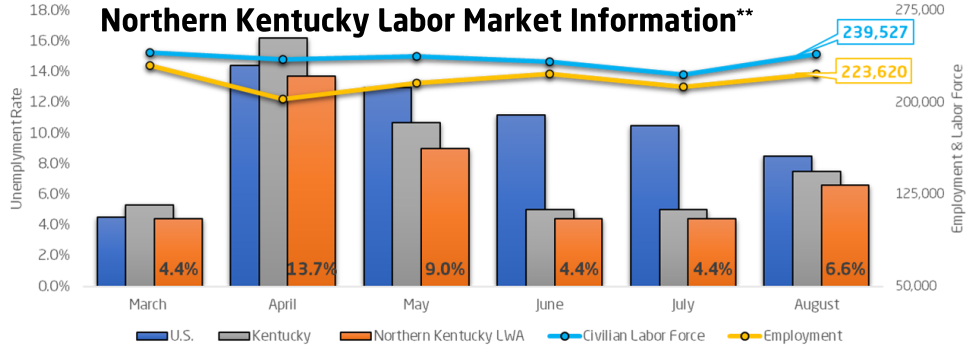


**Labor Force**

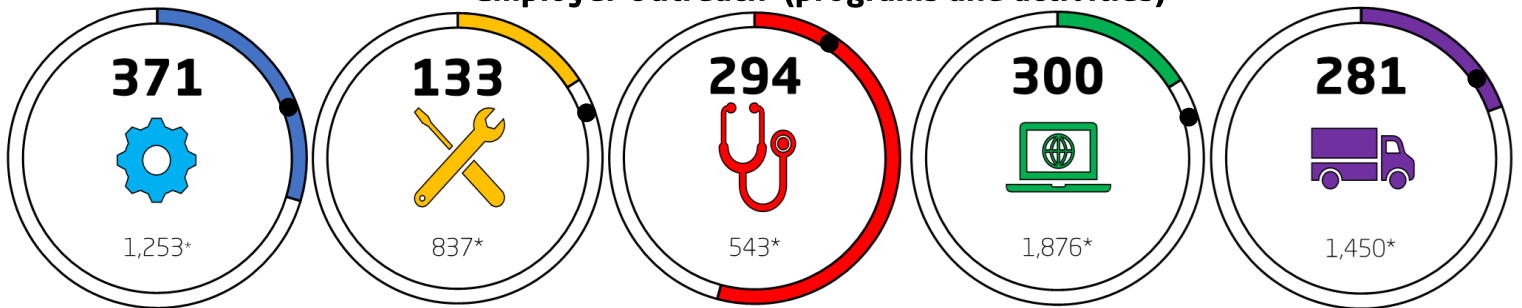
**Participation Rate\*\***

**NKY 67.1%**  
KY 57.2%  
US 61.8%

Civilian Labor Force is the sum of the civilian, non-institutionalized population ages 16+ (source: KYStats 2016 Population and Labor Force Estimates by Race and Sex) \*\* Not Seasonally Adjusted



**Employer Outreach (programs and activities)**



**Advanced Manufacturing**      **Construction and Trades**      **Healthcare**      **IT, Business and Finance**      **Transportation & Logistics**

**Employer Hiring Events & Job Fairs: 24 / 519\***      **Employer Tours (onsite and virtual): 2 / 3\***  
**Participating Employers: 49 / 189\***      **Rapid Response Assistance: 3 / 17\***

**Basic Career Services (open/available to all customers)<sup>1</sup>: 140**      **19,494\***

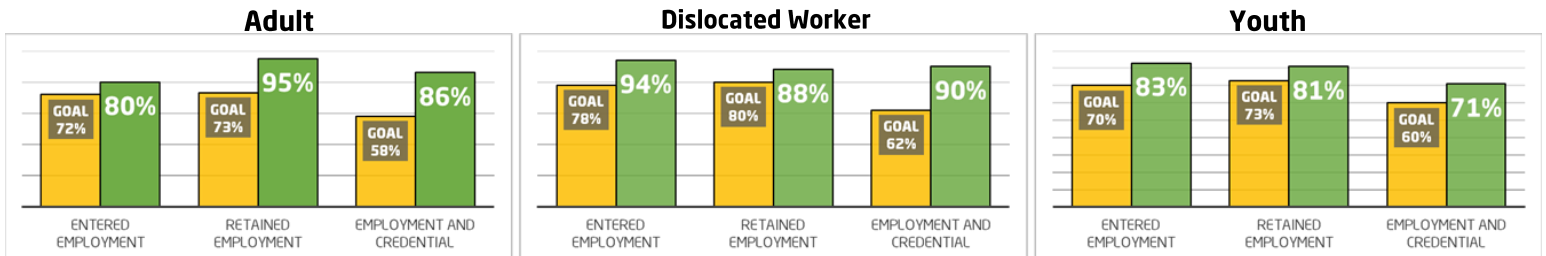
**WIOA Individualized Career Services (eligibility/enrollment required): 269**      **331\***

**WIOA Career Training Services (eligibility/enrollment required): 49**      **93\***

**WIOA Youth Paid Work Experience / Internships: 8**      **27\***

Advanced Manufacturing    Construction and Trades    Healthcare    IT, Business and Finance    Transportation & Logistics    General

**Outcomes of WIOA Participants (Goal / Preliminary) - FY20 Year End\*\***



**Applicant Interviews**

530 1,047\*

**Job Placements**

183 730\*

**Customer Satisfaction**

Job Seeker 93.3% Employer 96.0%