



Construction and Trades (NKY)

Northern Kentucky, KY WDA



Industry Spotlight

Industry Snapshot..... 4

Staffing Pattern 5

Geographic Distribution 6

Employment Distribution by Type..... 7

Establishments 8

GDP & Productivity..... 9

Supply Chain: Top Suppliers 10

Sector Strategy Pathways..... 11

Postsecondary Programs Linked to Construction and Trades (NKY)..... 12

Industry Definition..... 13

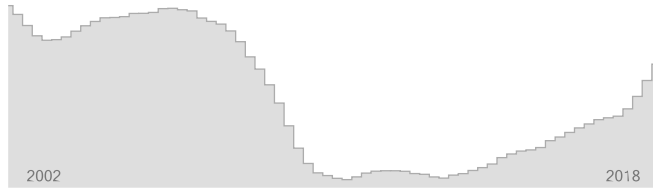
Region Definition..... 16

Data Notes..... 17

FAQ..... 17

Construction and Trades (NKY)
Northern Kentucky, KY WDA – 2018Q4

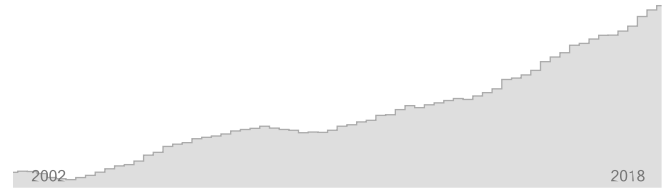
EMPLOYMENT



13,932

Regional employment / 11,622,037 in the nation

WAGES



\$53,535

Avg Wages per Worker / \$59,832 in the nation

0.3% ↑

Avg Ann % Change Last 10 Years / -0.1% in the U.S.




6.3%

% of Total Employment / 7.4% in the U.S.

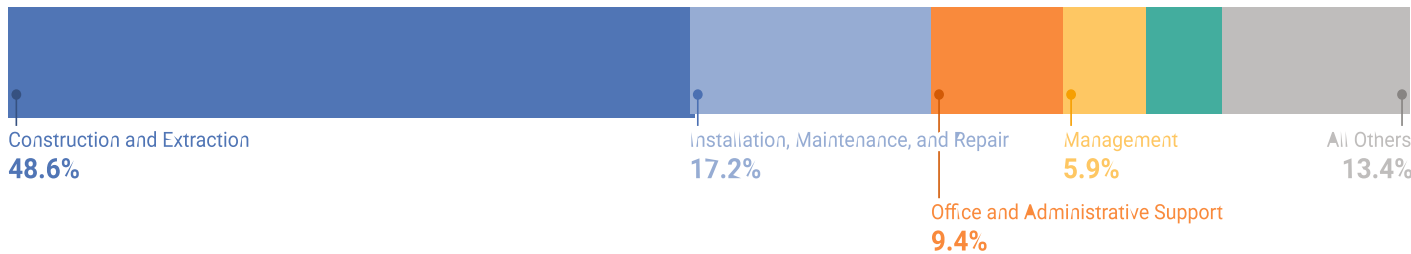


2.8% ↑

Avg Ann % Change Last 10 Years / +2.3% in the U.S.



TOP OCCUPATION GROUPS



TOP INDUSTRIES

Avg Ann % Change in Employment, Last 10 Years

2.6% ↑



Residential Plumbing, Heating, and Air-Conditioning Contractors

2.2% ↑



Residential Remodelers

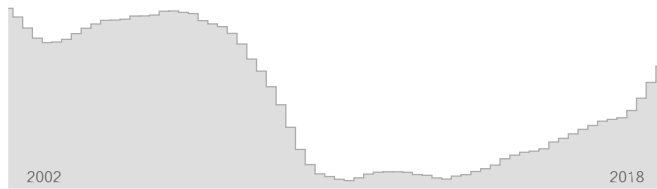
4.0% ↑



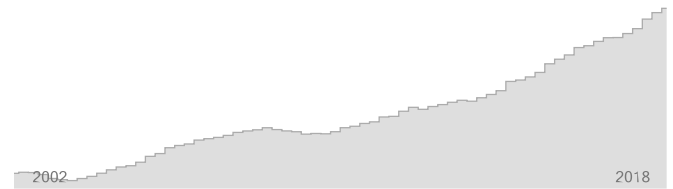
Nonresidential Plumbing, Heating, and Air-Conditioning Contractors

Industry Snapshot


EMPLOYMENT




WAGES

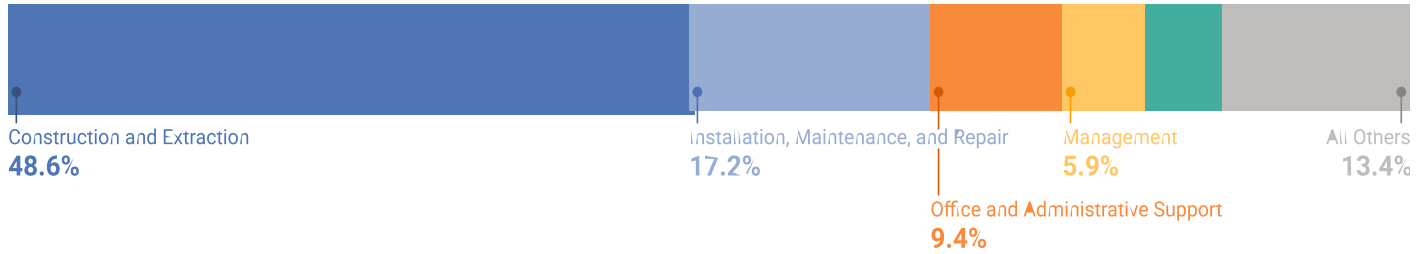


6-Digit Industry	Empl	Avg Ann Wages	LQ	5yr History	Annual Demand	Forecast Ann Growth
Residential Plumbing, Heating, and Air-Conditioning Contractors	984	\$49,966	1.13		117	1.7%
Residential Remodelers	745	\$46,300	0.91		75	0.8%
Nonresidential Plumbing, Heating, and Air-Conditioning Contractors	744	\$74,513	0.93		90	1.8%
Nonresidential Electrical Contractors and Other Wiring Installation Contractors	737	\$55,735	0.81		85	0.9%
General Automotive Repair	587	\$44,298	1.04		62	0.7%
New Housing For-Sale Builders	560	\$96,914	5.80		56	0.7%
All Other Residential Specialty Trade Contractors	469	\$46,637	1.12		52	1.0%
Highway, Street, and Bridge Construction	463	\$79,281	0.65		53	1.5%
Residential Site Preparation Contractors	439	\$45,202	1.21		48	0.8%
Commercial and Institutional Building Construction	429	\$58,319	0.43		44	1.0%
Remaining Component Industries	7,772	\$49,094	0.94		822	0.7%
Construction and Trades (NKY)	13,932	\$53,535	0.85			0.9%

 Employment is one of the broadest and most timely measures of a region's economy. Fluctuations in the number of jobs shed light on the health of an industry. A growing employment base creates more opportunities for regional residents and helps a region grow its population.

 Since wages and salaries generally compose the majority of a household's income, the annual average wages of a region affect its average household income, housing market, quality of life, and other socioeconomic indicators.

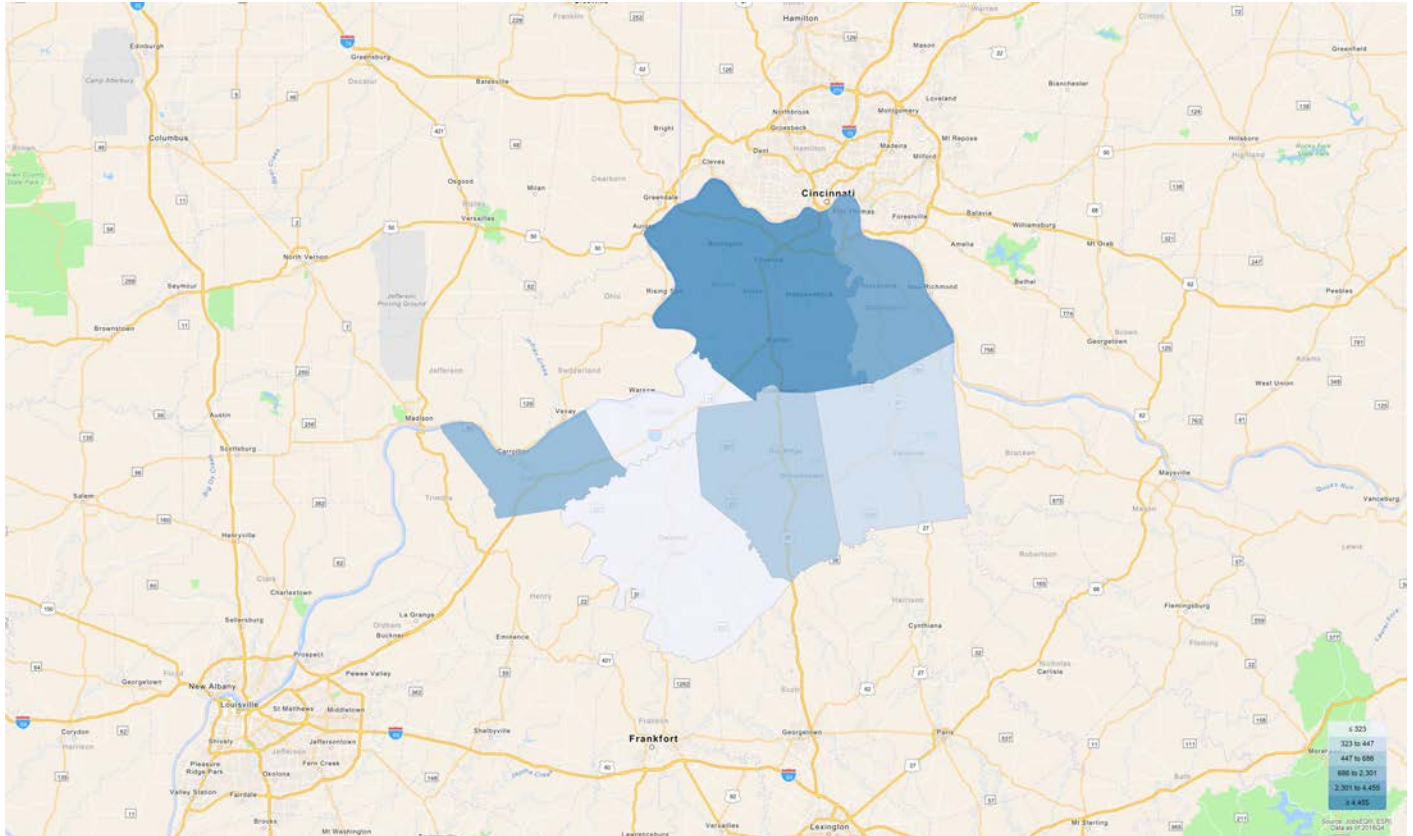
Staffing Pattern



6-digit Occupation	Empl	Avg Ann Wages	Annual Demand
Construction Laborers	1,374	\$37,700	159
Carpenters	1,179	\$43,400	116
Electricians	715	\$46,000	87
Plumbers, Pipefitters, and Steamfitters	636	\$49,500	81
First-line Supervisors of Construction Trades and Extraction Workers	536	\$62,100	59
Painters, Construction and Maintenance	438	\$39,900	39
Automotive Service Technicians and Mechanics	420	\$39,500	42
Construction Managers	419	\$95,600	33
Heating, Air Conditioning, and Refrigeration Mechanics and Installers	385	\$44,800	46
Office Clerks, General	372	\$32,300	44
Remaining Component Occupations	7,427	\$51,100	837
Total	13,932		

 The mix of occupations points to the ability of a region to support an industry and its flexibility to adapt to future demand. Industry wages are a component of the cost of labor for regional employers.

Geographic Distribution



Region	Empl	Region	Empl
Boone County, Kentucky	5,305	Grant County, Kentucky	448
Kenton County, Kentucky	4,455	Pendleton County, Kentucky	324
Campbell County, Kentucky	2,302	Owen County, Kentucky	224
Carroll County, Kentucky	687	Gallatin County, Kentucky	188

Source: JobsEQ®



A geographic concentration of firms in related fields of business may reduce production costs, attract more suppliers and customers, and increase supply and demand for specialized labor, but may also increase competitive pressure and drive down prices.

Employment Distribution by Type

The table below shows the employment mix by ownership type for Construction and Trades (NKY) for the Northern Kentucky, KY WDA. Four of these ownership types — federal, state, and local government and the private sector — together constitute “Covered Employment” (employment covered by the Unemployment Insurance programs of the United States and reported via the Quarterly Census of Employment and Wages).

“Self-Employment” refers to unincorporated self-employment and represents workers whose primary job is self-employment (that is, these data do not include workers whose primary job is a wage-and-salary position that is supplemented with self-employment).



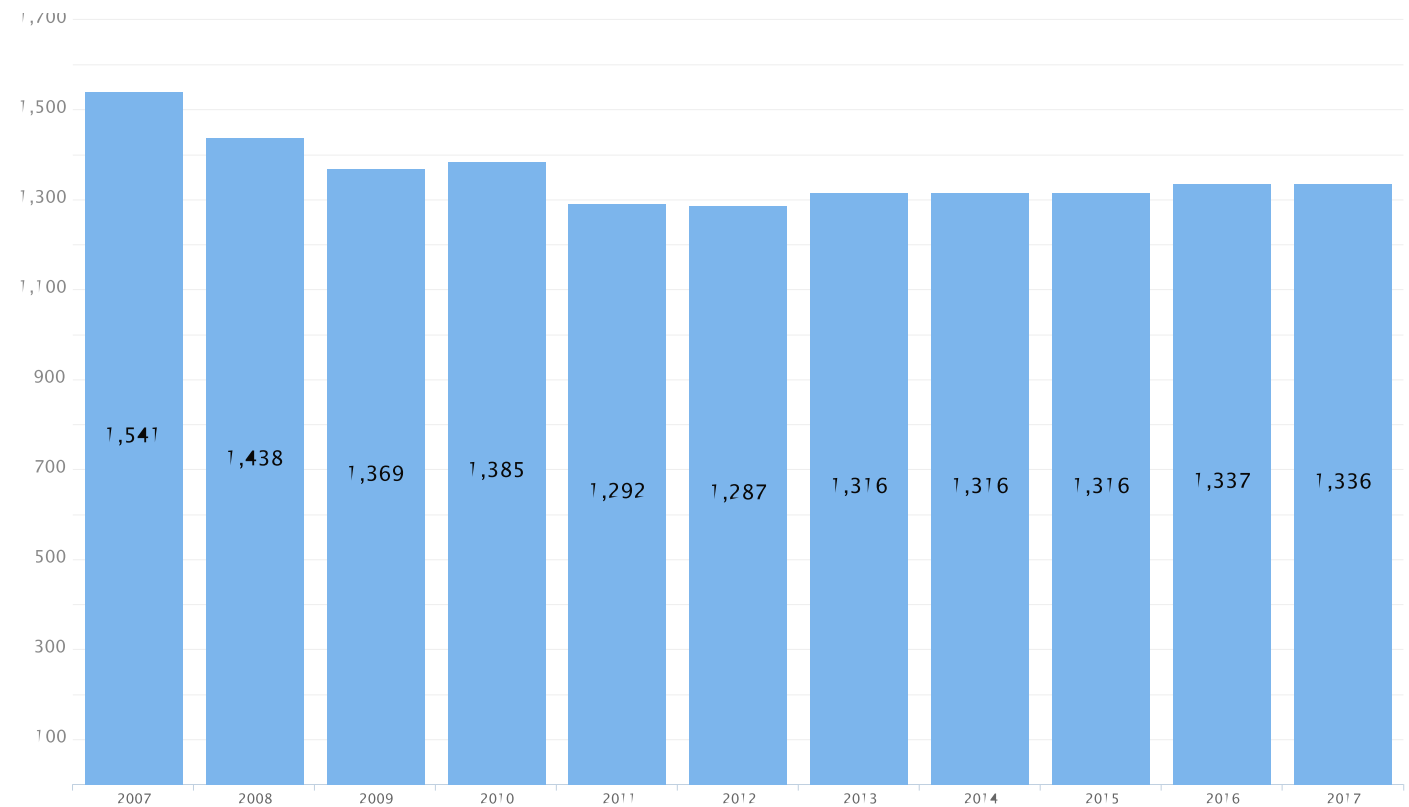
	Empl	%
Private	11,190	80.3%
Self-Employment	2,258	16.2%
Local Government	484	3.5%

Source: JobsEQ®


 Strong entrepreneurial activity is indicative of growing industries. Using self-employment as a proxy for entrepreneurs, a higher share of self-employed individuals within a regional industry points to future growth.

Establishments

In 2017, there were 1,336 Construction and Trades (NKY) establishments in the Northern Kentucky, KY WDA (per covered employment establishment counts), a decrease from 1,541 establishments ten years earlier in 2007.



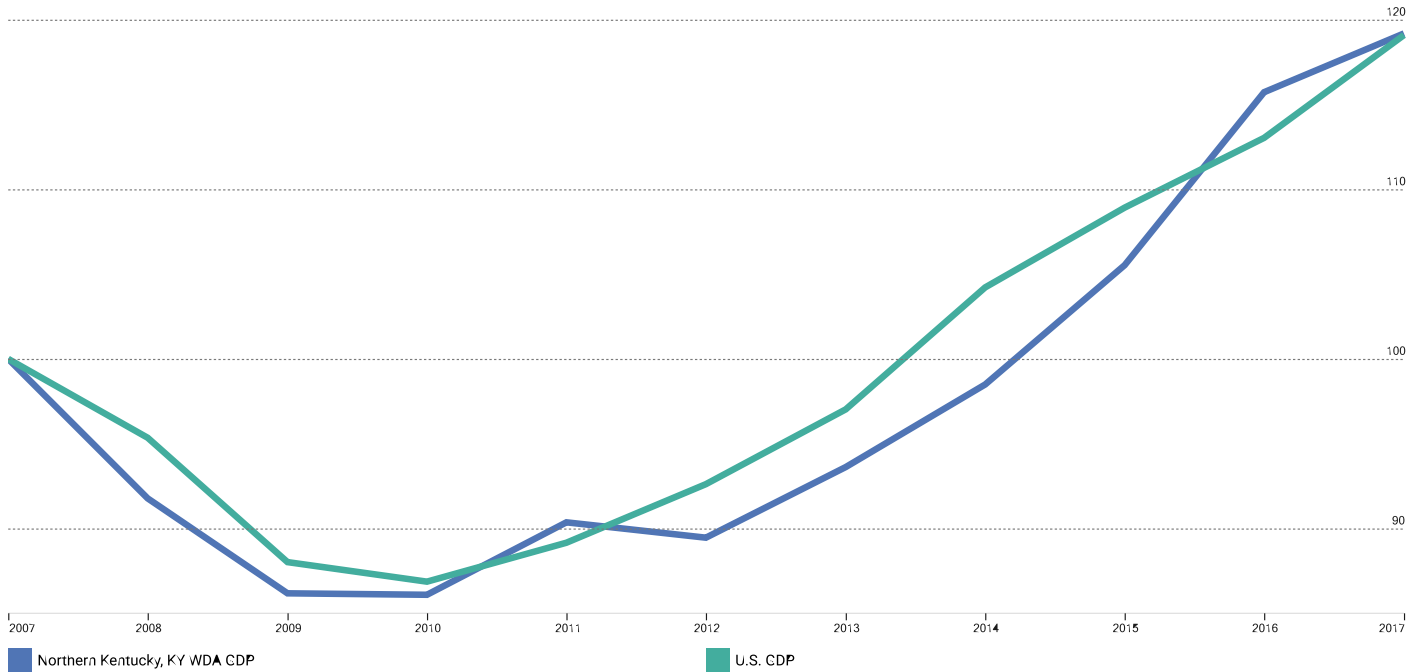
Source: JobsEQ*

 New business formations are an important source of job creation in a regional economy, spurring innovation and competition, and driving productivity growth. Establishment data can provide an indicator of growth in businesses by counting each single location (such as a factory or a store) where business activity takes place, and with at least one employee.

GDP & Productivity

In 2017, Construction and Trades (NKY) produced \$1.4 billion in GDP for the Northern Kentucky, KY WDA.

GDP: Indexed 2007 = 100



6.4 %

Industry Share of Total GDP /
7.0 % in the nation



1.8 % ↑

Avg Ann % Change Last 10 Yrs /
1.8 % in the nation



\$220k

Output per Worker /
\$238k in the nation



💡 Gross domestic product (GDP) is the most comprehensive measure of regional economic activity, and an industry's contribution to GDP is an important indicator of regional industry strength. It is a measure of total value-added to a regional economy in the form of labor income, proprietor's income, and business profits, among others.

💡 Growth in productivity (output per worker) leads to increases in wealth and higher average standards of living in a region.

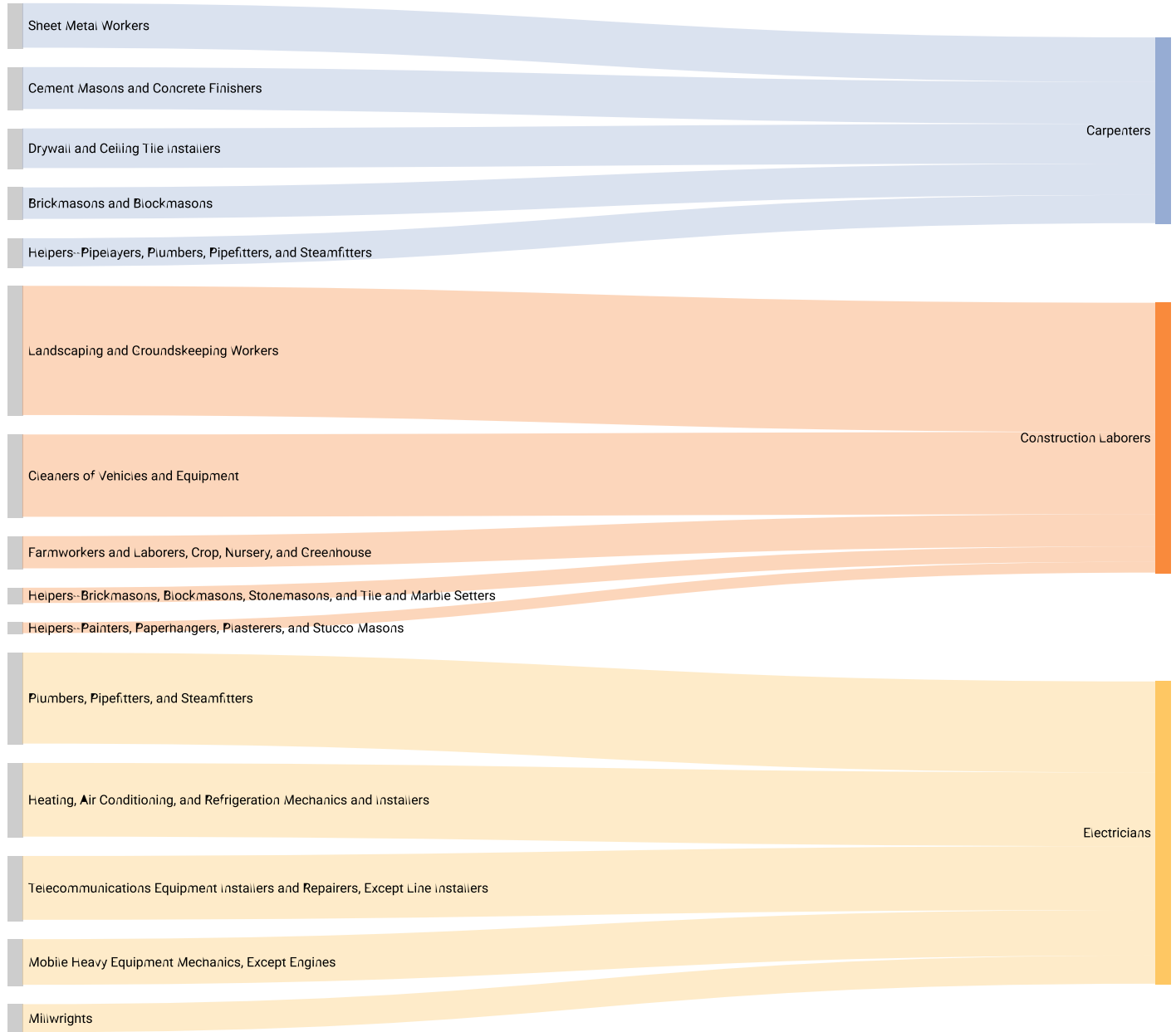
Supply Chain: Top Suppliers


As of 2018Q4, Construction and Trades (NKY) in the Northern Kentucky, KY WDA are estimated to make \$1.3 billion in annual purchases from suppliers in the United States with about 45% or \$0.6 billion of these purchases being made from businesses located in the Northern Kentucky, KY WDA.

6-digit Supplier Industries	Purchases from In-Region (\$M)	Purchases from Out-of-Region (\$M)
Petroleum Refineries	<\$0.1	\$61.7
Engineering Services	\$20.5	\$11.1
Corporate, Subsidiary, and Regional Managing Offices	\$16.3	\$6.3
Ready-Mix Concrete Manufacturing	\$19.5	\$1.0
Residential Property Managers	\$7.1	\$12.8
Remaining Supplier Industries	\$506.6	\$596.9
Total	\$570.2	\$689.8

 Supplier-buyer networks can indicate local linkages between industries, regional capacity to support growth in an industry, and potential leakage of sales out of the region.

Sector Strategy Pathways





 The graphics on this page illustrate relationships and potential movement (from left to right) between occupations that share similar skill sets. Developing career pathways as a strategy promotes industry employment growth and workforce engagement.

Postsecondary Programs Linked to Construction and Trades (NKY)

Program	Awards
Gateway Community and Technical College	
Automobile/Automotive Mechanics Technology/Technician	80
Business Administration and Management, General	162
Electrician	102
Heating, Air Conditioning, Ventilation and Refrigeration Maintenance Technology/Technician	33
Industrial Mechanics and Maintenance Technology	168
Welding Technology/Welder	48
Interactive College of Technology-Newport	
Heating, Air Conditioning, Ventilation and Refrigeration Maintenance Technology/Technician	4
Northern Kentucky University	
Construction Management	44
Organizational Behavior Studies	174
Thomas More College	
Business Administration and Management, General	210

Source: JobsEQ®

-  The number of graduates from postsecondary programs in the region identifies the pipeline of future workers as well as the training capacity to support industry demand.
-  Among postsecondary programs at schools located in the the Northern Kentucky, KY WDA, the sampling above identifies those most linked to occupations relevant to Construction and Trades (NKY).

Industry Definition

Construction and Trades (NKY) is defined as the following NAICS industries:

Code	Description
213111	Drilling Oil and Gas Wells
213112	Support Activities for Oil and Gas Operations
213113	Support Activities for Coal Mining
213114	Support Activities for Metal Mining
213115	Support Activities for Nonmetallic Minerals (except Fuels) Mining
221111	Hydroelectric Power Generation
221112	Fossil Fuel Electric Power Generation
221113	Nuclear Electric Power Generation
221114	Solar Electric Power Generation
221115	Wind Electric Power Generation
221116	Geothermal Electric Power Generation
221117	Biomass Electric Power Generation
221118	Other Electric Power Generation
221121	Electric Bulk Power Transmission and Control
221122	Electric Power Distribution
221210	Natural Gas Distribution
221310	Water Supply and Irrigation Systems
221320	Sewage Treatment Facilities
221330	Steam and Air-Conditioning Supply
236115	New Single-Family Housing Construction (except For-Sale Builders)
236116	New Multifamily Housing Construction (except For-Sale Builders)
236117	New Housing For-Sale Builders
236118	Residential Remodelers
236210	Industrial Building Construction
236220	Commercial and Institutional Building Construction
237110	Water and Sewer Line and Related Structures Construction
237120	Oil and Gas Pipeline and Related Structures Construction
237130	Power and Communication Line and Related Structures Construction
237210	Land Subdivision
237310	Highway, Street, and Bridge Construction
237990	Other Heavy and Civil Engineering Construction
238110	Poured Concrete Foundation and Structure Contractors
238111	Residential Poured Concrete Foundation and Structure Contractors
238112	Nonresidential Poured Concrete Foundation and Structure Contractors
238120	Structural Steel and Precast Concrete Contractors
238121	Residential Structural Steel and Precast Concrete Contractors
238122	Nonresidential Structural Steel and Precast Concrete Contractors
238130	Framing Contractors
238131	Residential Framing Contractors
238132	Nonresidential Framing Contractors
238140	Masonry Contractors
238141	Residential Masonry Contractors
238142	Nonresidential Masonry Contractors
238150	Glass and Glazing Contractors
238151	Residential Glass and Glazing Contractors
238152	Nonresidential Glass and Glazing Contractors
238160	Roofing Contractors
238161	Residential Roofing Contractors

Construction and Trades (NKY) is defined as the following NAICS industries:

Code	Description
238162	Nonresidential Roofing Contractors
238170	Siding Contractors
238171	Residential Siding Contractors
238172	Nonresidential Siding Contractors
238190	Other Foundation, Structure, and Building Exterior Contractors
238191	Other Residential Foundation, Structure, and Building Exterior Contractors
238192	Other Nonresidential Foundation, Structure, and Building Exterior Contractors
238210	Electrical Contractors and Other Wiring Installation Contractors
238211	Residential Electrical Contractors and Other Wiring Installation Contractors
238212	Nonresidential Electrical Contractors and Other Wiring Installation Contractors
238220	Plumbing, Heating, and Air-Conditioning Contractors
238221	Residential Plumbing, Heating, and Air-Conditioning Contractors
238222	Nonresidential Plumbing, Heating, and Air-Conditioning Contractors
238290	Other Building Equipment Contractors
238291	Other Residential Building Equipment Contractors
238292	Other Nonresidential Building Equipment Contractors
238310	Drywall and Insulation Contractors
238311	Residential Drywall and Insulation Contractors
238312	Nonresidential Drywall and Insulation Contractors
238320	Painting and Wall Covering Contractors
238321	Residential Painting and Wall Covering Contractors
238322	Nonresidential Painting and Wall Covering Contractors
238330	Flooring Contractors
238331	Residential Flooring Contractors
238332	Nonresidential Flooring Contractors
238340	Tile and Terrazzo Contractors
238341	Residential Tile and Terrazzo Contractors
238342	Nonresidential Tile and Terrazzo Contractors
238350	Finish Carpentry Contractors
238351	Residential Finish Carpentry Contractors
238352	Nonresidential Finish Carpentry Contractors
238390	Other Building Finishing Contractors
238391	Other Residential Building Finishing Contractors
238392	Other Nonresidential Building Finishing Contractors
238910	Site Preparation Contractors
238911	Residential Site Preparation Contractors
238912	Nonresidential Site Preparation Contractors
238990	All Other Specialty Trade Contractors
238991	All Other Residential Specialty Trade Contractors
238992	All Other Nonresidential Specialty Trade Contractors
811111	General Automotive Repair
811112	Automotive Exhaust System Repair
811113	Automotive Transmission Repair
811118	Other Automotive Mechanical and Electrical Repair and Maintenance
811121	Automotive Body, Paint, and Interior Repair and Maintenance
811122	Automotive Glass Replacement Shops
811191	Automotive Oil Change and Lubrication Shops
811192	Car Washes
811198	All Other Automotive Repair and Maintenance
811211	Consumer Electronics Repair and Maintenance

Construction and Trades (NKY) is defined as the following NAICS industries:

Code	Description
811212	Computer and Office Machine Repair and Maintenance
811213	Communication Equipment Repair and Maintenance
811219	Other Electronic and Precision Equipment Repair and Maintenance
811310	Commercial and Industrial Machinery and Equipment (except Automotive and Electronic) Repair and Maintenance
811411	Home and Garden Equipment Repair and Maintenance
811412	Appliance Repair and Maintenance
811420	Reupholstery and Furniture Repair
811430	Footwear and Leather Goods Repair
811490	Other Personal and Household Goods Repair and Maintenance

Region Definition

Northern Kentucky, KY WDA is defined as the following counties:

Boone County, Kentucky

Campbell County, Kentucky

Carroll County, Kentucky

Gallatin County, Kentucky

Grant County, Kentucky

Kenton County, Kentucky

Owen County, Kentucky

Pendleton County, Kentucky

Data Notes

- Industry employment and wages (including total regional employment and wages) are as of 2018Q4 and are based upon BLS QCEW data, imputed by Chmura where necessary, and supplemented by additional sources including Census ZBP data. Employment forecasts are modeled by Chmura and are consistent with BLS national-level 10-year forecasts.
- Occupation employment is as of 2018Q4 and is based on industry employment and local staffing patterns calculated by Chmura and utilizing BLS OES data. Occupation wages are per the BLS OES data and are as of 2017.
- GDP is derived from BEA data and imputations by Chmura. Productivity (output per worker) is calculated by Chmura using industry employment and wages as well as GDP and BLS output data. Supply chain modeling including purchases by industry are developed by Chmura.
- Postsecondary awards are per the NCES and are for the 2016-2017 academic year.
- Establishment counts are per the BLS QCEW data.
- Figures may not sum due to rounding.

FAQ

What is (LQ) location quotient?

Location quotient is a measurement of concentration in comparison to the nation. An LQ of 1.00 indicates a region has the same concentration of an industry (or occupation) as the nation. An LQ of 2.00 would mean the region has twice the expected employment compared to the nation and an LQ of 0.50 would mean the region has half the expected employment in comparison to the nation.

What is annual demand?

Annual demand is a of the sum of the annual projected growth demand and separation demand. Separation demand is the number of jobs required due to separations—labor force exits (including retirements) and turnover resulting from workers moving from one occupation into another. Note that separation demand does not include all turnover—it does not include when workers stay in the same occupation but switch employers. Growth demand is the increase or decrease of jobs expected due to expansion or contraction of the overall number of jobs.

What is the difference between industry wages and occupation wages?

Industry wages and occupation wages are estimated via separate data sets, often the time periods being reported do not align, and wages are defined slightly differently in the two systems (for example, certain bonuses are included in the industry wages but not the occupation wages). It is therefore common that estimates of the average industry wages and average occupation wages in a region do not match exactly.