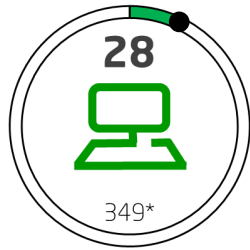


Key Performance Indicators FY18 (KPI) July 1, 2018– July 31, 2018

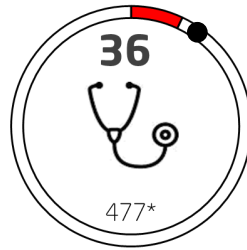
Employer Contacts



Advanced
Manufacturing



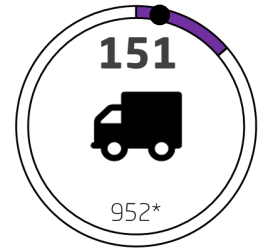
IT / Business
and Finance



Healthcare



Construction
and Trades



Transportation
and Logistics

◆ Previous Year Point-in-Time *Previous Year Total

KCC Hiring Events	28◆	Employer Job Orders	882◆	Job Fairs	1◆
19	351*	534	7,675*	0	8*
Hiring Event Employers	13◆	Available Jobs	2,173◆	Job Fair Employers	51◆
6	181*	1,205	18,586*	0	334*
Applicant Interviews	490◆	Unique Employers	165◆	Job Fair Attendees	222◆
97	4,690*	235	568*	0	1,256*

◆ Previous Year Point-in-Time *Previous Year Total

YTD Job Placements (as provided by employer and staff sample):	14	2,302*
Active WIOA Enrollments (career planning / development services):	32	292*
Active WIOA Career Training:	38	171*
New OJTs and Internships:	3	28*
Rapid Response Services:	1	46*
Employer Tours (onsite and virtual):	3	38*

■ Advanced Manufacturing
 ■ IT/Business and Finance
 ■ Healthcare
 ■ Construction and Trades
 ■ Transportation & Logistics
 ■ General

◆ Previous Year Point-in-Time *Previous Year Total

Customer Satisfaction



Job Seeker: **96%**

Employer: **94%**

Labor Market Index (LMI) Data**

NKY Labor Participation Rate: **67.1%**

KY: 59.9%

US: 63.5%

NKY Unemployment Rate: **3.8%**

KY: 4.9%

US: 4.1%