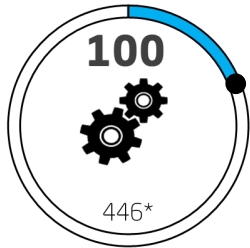
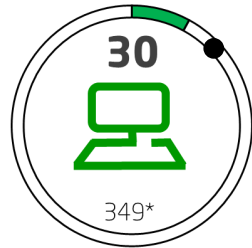


## Key Performance Indicators FY18 (KPI) July 1, 2018– August 31, 2018

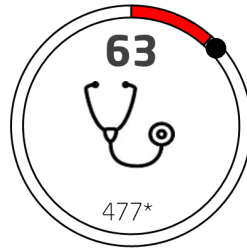
### Employer Contacts



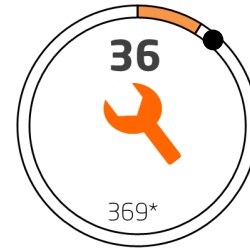
Advanced  
Manufacturing



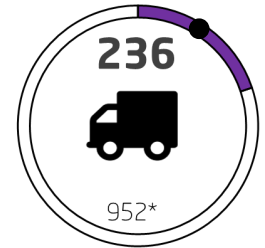
IT / Business  
and Finance



Healthcare



Construction  
and Trades

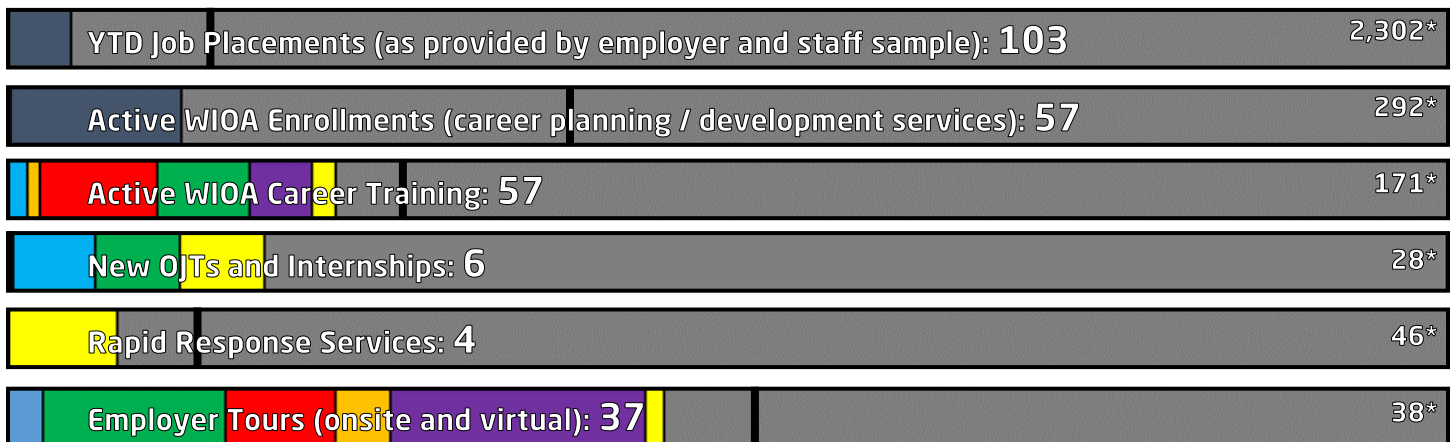


Transportation  
and Logistics

◆ Previous Year Point-in-Time \*Previous Year Total

KCC Hiring Events	65◆ 39 351*	Employer Job Orders	530◆ 1,070 7,675*	Job Fairs	1◆ 1 8*
Hiring Event Employers	27◆ 18 181*	Available Jobs	1,570◆ 2,177 18,586*	Job Fair Employers	51◆ 20 334*
Applicant Interviews	435◆ 193 4,690*	Unique Employers	252◆ 351 568*	Job Fair Attendees	222◆ 85 1,256*

◆ Previous Year Point-in-Time \*Previous Year Total



■ Advanced Manufacturing 
 ■ IT/Business and Finance 
 ■ Healthcare 
 ■ Construction and Trades 
 ■ Transportation & Logistics 
 ■ General

◆ Previous Year Point-in-Time \*Previous Year Total

### Customer Satisfaction



Job Seeker: **98%**

Employer: **92%**

### Labor Market Index (LMI) Data\*\*

NKY Labor Participation Rate: 67.1%

KY: 58.9%

US: 62.7%

NKY Unemployment Rate: 3.3%

KY: 4.1%

US: 3.9%