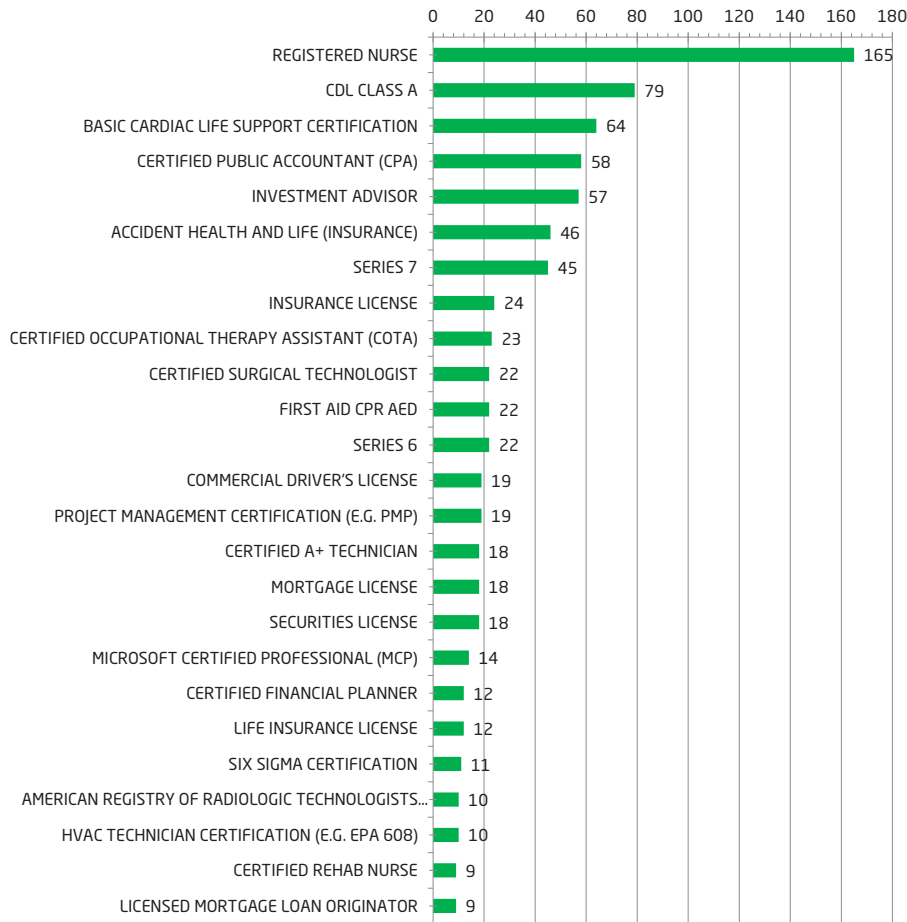




IT / Business / Finance

Certifications in Greatest Demand
3,980 Job Postings from 439 Businesses (FY17)

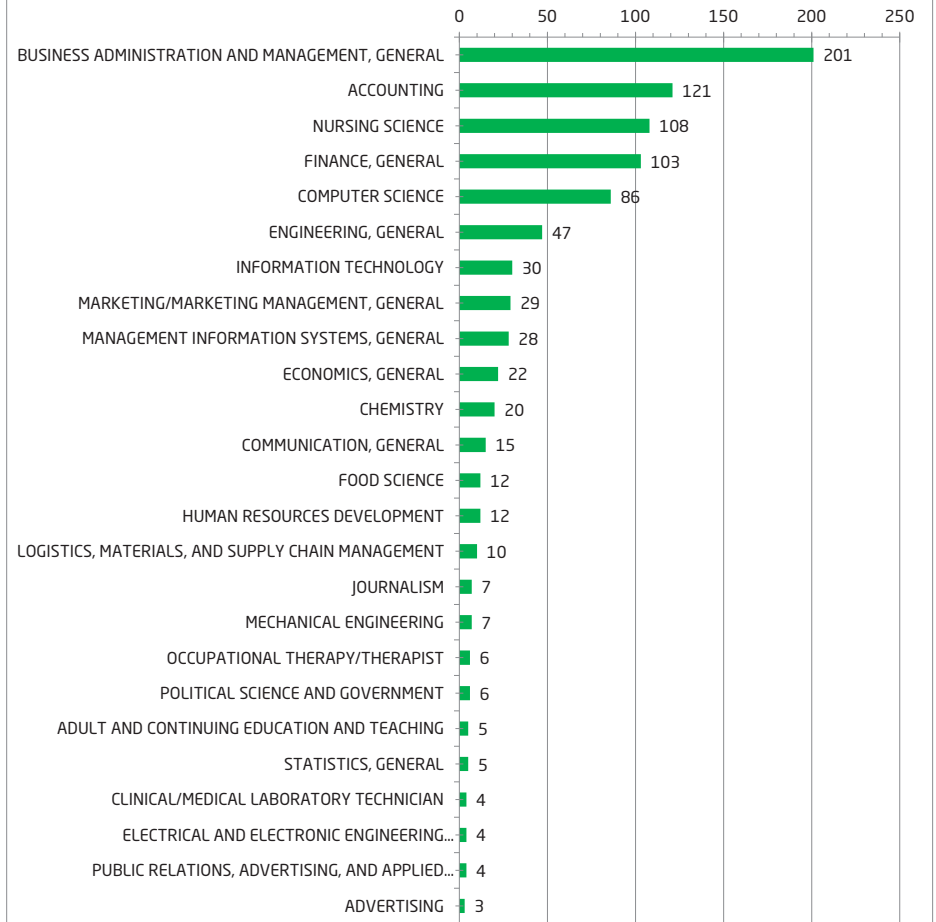


Note: 79% of records have been excluded because they do not include a certification. As a result, the chart above may not be representative of the full sample.



IT / Business / Finance

Post-Secondary Programs of Study in Greatest Demand
3,980 Job Postings from 439 Businesses (FY17)

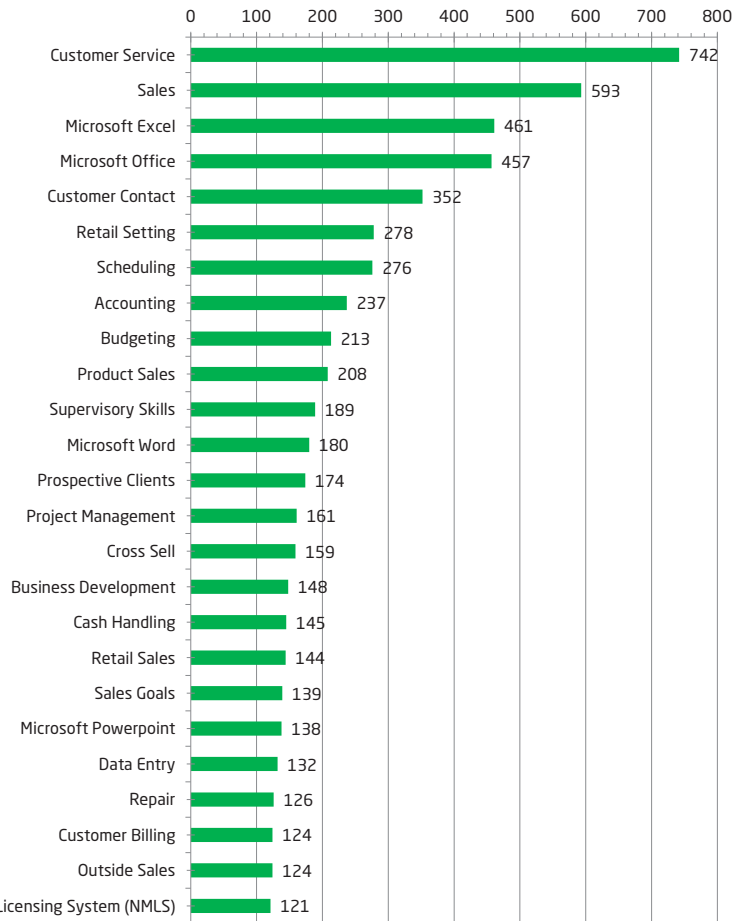


Note: 85% of records have been excluded because they do not include a program of study. As a result, the chart above may not be representative of the full sample.



IT / Business / Finance

Specialized Skills in Greatest Demand
3,980 Job Postings from 439 Businesses (FY17)

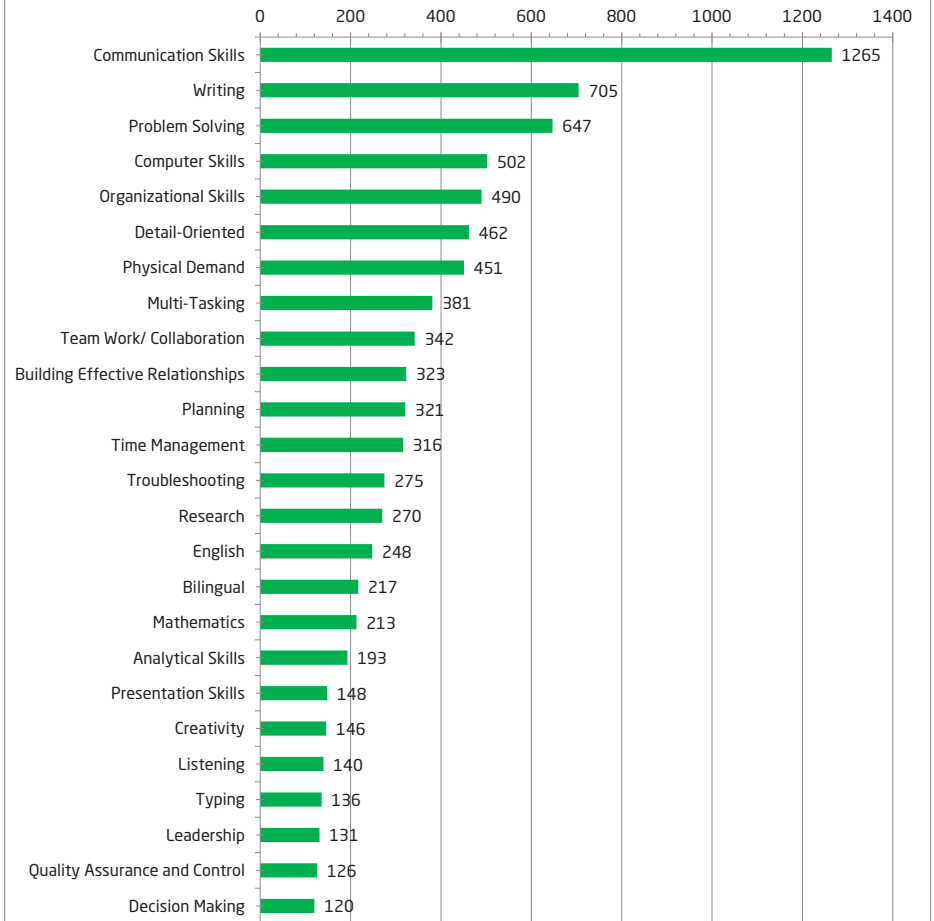


Note: 75% of records have been excluded because they do not include a program of study. As a result, the chart above may not be representative of the full sample.



IT / Business / Finance

Baseline Skills in Greatest Demand
3,980 Job Postings from 439 Businesses (FY17)



Note: 75% of records have been excluded because they do not include a program of study. As a result, the chart above may not be representative of the full sample.

IT / Business / Finance

SOC Code (ONET-6)	Occupation Title	Number Employed 2015	% Change in Employment 2015-2016	Number Employed 2016	Projected % Change in Employment 2016-2026	Projected Change in Employment 2016-2026	Projected Number Employed 2026	Mean Advertised Salary	Mean Salary
29-1141	Registered Nurses	23,563	-1.0%	23,330	13.7%	3,196	26,526	\$72,145.00	\$65,580.00
35-3021	Combined Food Preparation and Serving Workers, Including Fast Food	32,417	-4.0%	31,170	9.6%	2,992	34,162	\$30,561.00	\$19,680.00
31-1011	Home Health Aides	6,768	10.0%	7,520	39.6%	2,978	10,498	\$38,866.00	\$22,380.00
31-1014	Nursing Assistants	12,726	-5.0%	12,120	15.6%	1,891	14,011	\$56,797.00	\$27,080.00
29-2061	Licensed Practical and Licensed Vocational Nurses	6,326	4.0%	6,590	20.1%	1,325	7,915	\$68,410.00	\$43,230.00
15-1121	Computer Systems Analysts	6,901	-6.0%	6,510	20.3%	1,322	7,832	\$84,022.00	\$91,330.00
15-1132	Software Developers, Applications	6,864	4.0%	7,150	18.1%	1,294	8,444	\$97,595.00	\$87,580.00
53-7062	Laborers and Freight, Stock, and Material Movers, Hand	19,815	6.0%	21,080	5.7%	1,202	22,282	\$31,008.00	\$29,980.00
43-4051	Customer Service Representatives	19,267	2.0%	19,660	6.1%	1,199	20,859	\$32,327.00	\$33,710.00
41-2031	Retail Salespersons	29,973	3.0%	30,900	3.7%	1,143	32,043	\$50,242.00	\$27,190.00
35-2014	Cooks, Restaurant	8,330	-4.0%	8,010	12.9%	1,033	9,043	\$32,776.00	\$24,320.00
31-9092	Medical Assistants	4,183	6.0%	4,450	22.1%	983	5,433	\$38,489.00	\$31,450.00
13-1161	Market Research Analysts and Marketing Specialists	5,187	5.0%	5,460	18.0%	983	6,443	\$40,863.00	\$64,490.00
13-2011	Accountants and Auditors	8,816	5.0%	9,280	8.1%	752	10,032	\$61,752.00	\$70,150.00
49-9041	Industrial Machinery Mechanics	4,077	2.0%	4,160	18.0%	749	4,909	\$68,681.00	\$50,970.00
43-1011	First-Line Supervisors of Office and Administrative Support Workers	9,496	3.0%	9,790	7.3%	715	10,505	\$48,938.00	\$53,980.00
11-1021	General and Operations Managers	13,152	4.0%	13,700	4.7%	644	14,344	\$77,171.00	\$119,850.00
41-3099	Sales Representatives, Services, All Other	8,230	-3.0%	7,990	7.6%	607	8,597	\$66,779.00	\$63,580.00
15-1151	Computer User Support Specialists	3,880	11.0%	4,360	12.4%	541	4,901	\$41,722.00	\$51,740.00
53-3032	Heavy and Tractor-Trailer Truck Drivers	12,132	-9.0%	11,130	4.8%	534	11,664	\$67,478.00	\$45,290.00