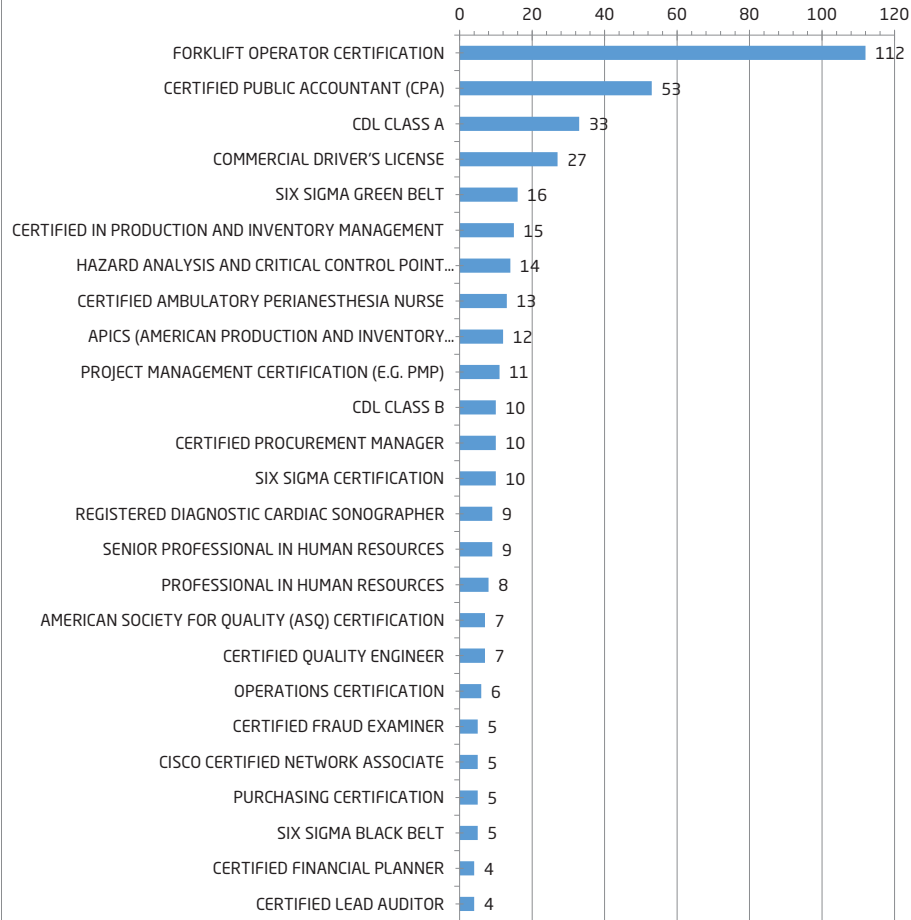


Advanced Manufacturing



Advanced Manufacturing

Certifications in Greatest Demand 3,574 Job Postings from 263 Businesses (FY17)

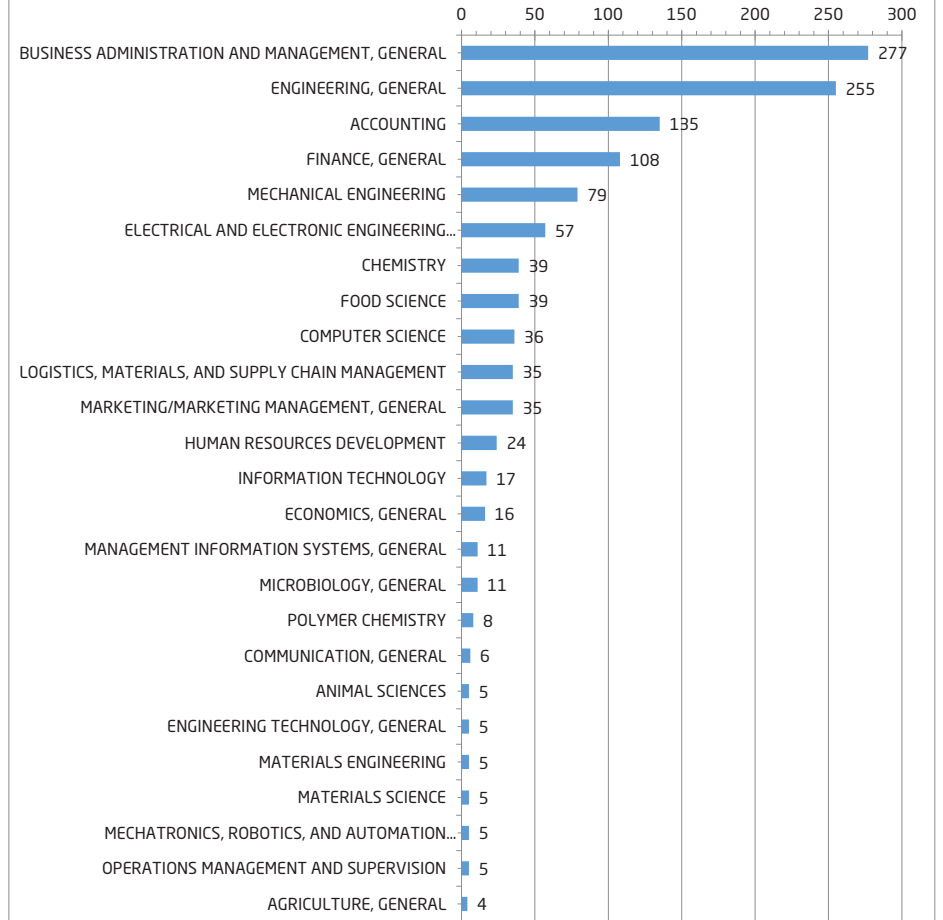


Note: 88% of records have been excluded because they do not include a certification. As a result, the chart above may not be representative of the full sample.



Advanced Manufacturing

Post-Secondary Programs of Study in Greatest Demand 3,574 Job Postings from 263 Businesses (FY17)



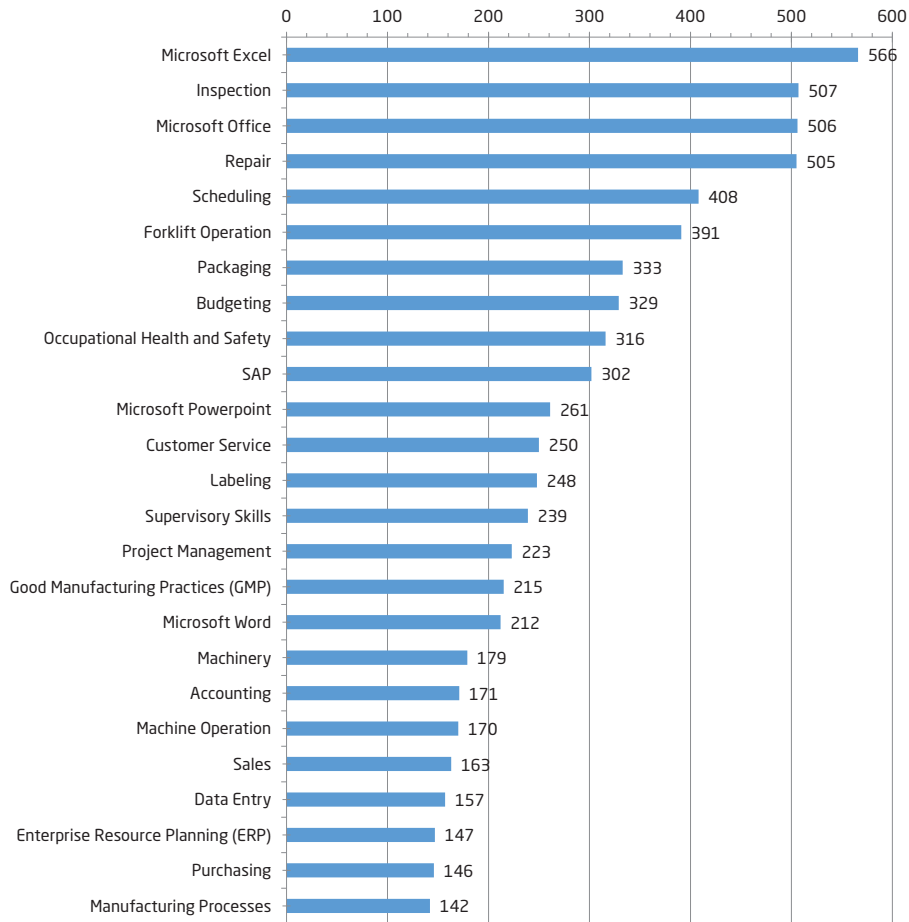
Note: 78% of records have been excluded because they do not include a program of study. As a result, the chart above may not be representative of the full sample.

Advanced Manufacturing



Advanced Manufacturing

Specialized Skills in Greatest Demand 3,574 Job Postings from 263 Businesses (FY17)

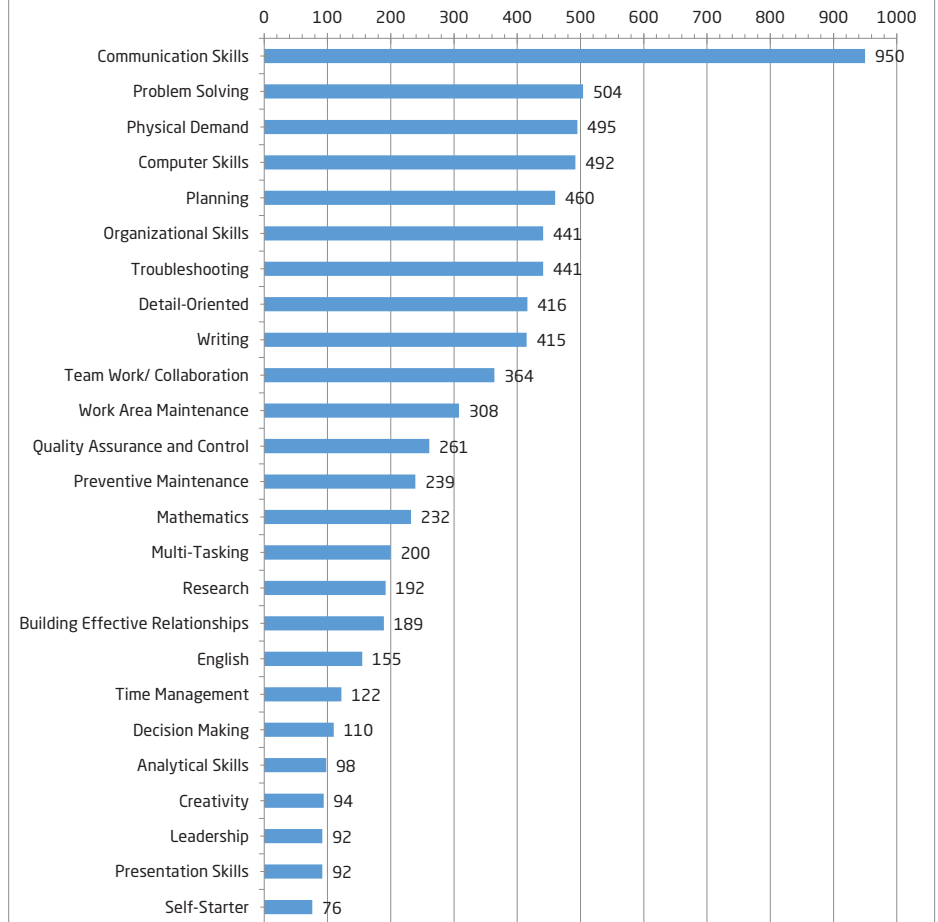


Note: 80% of records have been excluded because they do not include a program of study. As a result, the chart above may not be representative of the full sample.



Advanced Manufacturing

Baseline Skills in Greatest Demand 3,574 Job Postings from 263 Businesses (FY17)



Note: 80% of records have been excluded because they do not include a program of study. As a result, the chart above may not be representative of the full sample.

Advanced Manufacturing

SOC Code (ONET-6)	Occupation Title	Number Employed 2015	% Change in Employment 2015-2016	Number Employed 2016	Projected % Change in Employment 2016-2026	Projected Change in Employment 2016-2026	Projected Number Employed 2026	Mean Advertised Salary	Mean Salary
31-1014	Nursing Assistants	12,726	-5.0%	12,120	15.6%	1,891	14,011	\$56,797.00	\$27,080.00
15-1132	Software Developers, Applications	6,864	4.0%	7,150	18.1%	1,294	8,444	\$97,595.00	\$87,580.00
53-7062	Laborers and Freight, Stock, and Material Movers, Hand	19,815	6.0%	21,080	5.7%	1,202	22,282	\$31,008.00	\$29,980.00
43-4051	Customer Service Representatives	19,267	2.0%	19,660	6.1%	1,199	20,859	\$32,327.00	\$33,710.00
41-2031	Retail Salespersons	29,973	3.0%	30,900	3.7%	1,143	32,043	\$50,242.00	\$27,190.00
13-2011	Accountants and Auditors	8,816	5.0%	9,280	8.1%	752	10,032	\$61,752.00	\$70,150.00
49-9041	Industrial Machinery Mechanics	4,077	2.0%	4,160	18.0%	749	4,909	\$68,681.00	\$50,970.00
43-1011	First-Line Supervisors of Office and Administrative Support Workers	9,496	3.0%	9,790	7.3%	715	10,505	\$48,938.00	\$53,980.00
11-1021	General and Operations Managers	13,152	4.0%	13,700	4.7%	644	14,344	\$77,171.00	\$119,850.00
35-1012	First-Line Supervisors of Food Preparation and Serving Workers	7,169	-3.0%	6,960	9.0%	626	7,586	\$47,610.00	\$33,270.00
37-2011	Janitors and Cleaners, Except Maids and Housekeeping Cleaners	16,380	0.0%	16,380	3.8%	622	17,002	\$28,500.00	\$26,100.00
41-3099	Sales Representatives, Services, All Other	8,230	-3.0%	7,990	7.6%	607	8,597	\$66,779.00	\$63,580.00
15-1151	Computer User Support Specialists	3,880	11.0%	4,360	12.4%	541	4,901	\$41,722.00	\$51,740.00
53-3032	Heavy and Tractor-Trailer Truck Drivers	12,132	-9.0%	11,130	4.8%	534	11,664	\$67,478.00	\$45,290.00
41-4012	Sales Representatives, Wholesale and Manufacturing, Except Technical and Scientific Products	10,866	13.0%	12,490	4.1%	512	13,002	\$66,316.00	\$77,180.00
47-2111	Electricians	4,234	4.0%	4,410	11.5%	507	4,917	\$54,507.00	\$46,840.00
51-4041	Machinists	5,260	-8.0%	4,870	10.4%	506	5,376	\$39,694.00	\$46,030.00
11-9111	Medical and Health Services Managers	2,823	3.0%	2,910	17.4%	506	3,416	\$72,751.00	\$102,650.00
43-3021	Billing and Posting Clerks	3,969	2.0%	4,050	12.4%	502	4,552	\$34,021.00	\$37,240.00
49-9071	Maintenance and Repair Workers, General	9,739	3.0%	10,040	4.7%	472	10,512	\$47,437.00	\$41,420.00